



LESSON PLAN

Harmony Among Neighbors






Grade Level: K-3

Subject: English language arts, science, and social studies

Duration: 5 Weeks

Learning objective:

-  To understand the concept of wildlife coexistence with humans.
-  To develop vocabulary and comprehension skills.
-  To engage in creative writing and problem-solving activities.



WEEK 1

Introduction to the story



Subject: English language arts

Objective: Identify the main characters and setting.

Activities:

🌿 Read-aloud session: Read the story *Harmony Among Neighbors* aloud to the class. Pause to discuss how Harmony feels being blamed for the missing pets.

🌿 Discuss the setting (the town of Mystic) and main characters (Harmony, the townspeople, and pets).

🌿 Character worksheet: Invite students to draw and label the main characters from the story.

Common Core alignment:

ELA-LITERACY.RL.K.3: With prompting and support, identify characters, settings, and major events in a story.



WEEK 2

Vocabulary and comprehension



Subject: English language arts

Objective: Learn new vocabulary words from the story and understand their meanings.

Activities:

- ✿ Identify key vocabulary words (e.g., "coyote," "trumpet," "rumors").
 - ✿ Worksheet: Match vocabulary words with their definitions. For older students, include a sentence creation activity.
-
-

Common Core alignment:

ELA-LITERACY.L.K.5: With guidance and support, explore word relationships and nuances in word meanings.



WEEK 3

Understanding the problem



Subject: English language arts

Objective: Identify the problem Harmony faces and discuss solutions.

Activities:

- ✿ Discuss the problem (disappearing pets and Harmony's misunderstood role).
 - ✿ **Worksheet:** Invite students to write, draw, or share what Harmony could do to clear his name. Include a creative writing prompt for older students to write a short paragraph.
-
-

Common Core alignment:

ELA-LITERACY.RL.K.3: Identify a story's characters, settings, and major events.



WEEK 4

Scavenger hunt



Subject: Science

Objective: Engage with their environment and learn about wildlife.

Activities:

- ✿ Organize a scavenger hunt where students look for items like a feather, rock, leaf, or animal footprint.
 - ✿ **Worksheet:** Invite students to draw the items they find or write their names. Older students can also write several sentences about how these items relate to wildlife.
-
-

Common Core alignment:

Science Standard K-LS1-1: Use observations to describe patterns of what plants and animals (including humans) need to survive.



WEEK 5

Coexistence and solutions



Subject: Social studies

Objective: Learn about coexistence and how humans and animals can coexist peacefully.

Activities:

✿ Discuss the rules the pets suggested in the story for living peacefully with Harmony.

✿ Worksheet: Invite students to create their own set of rules for living with wildlife in their community. They can draw and write or share about how they would apply these rules.

Common Core alignment:




Social Studies Standard 1.5: Identify and describe ways people can change the environment to improve the community or ecosystem.



Extension Activities




Match the words with their meanings:

-  Coyote A type of dog that lives in North America
-  Trumpet A brass instrument
-  Rumors Unverified information or stories that are spread among people

Create sentences using the words:

-  Coyote:
-  Trumpet:
-  Rumors:

Creative writing:

-  Write a short paragraph about a time you misunderstood someone or something. What did you do to solve the problem?

These activities are designed to encourage comprehension, creative thinking, and environmental awareness, all while aligning with the Common Core standards.